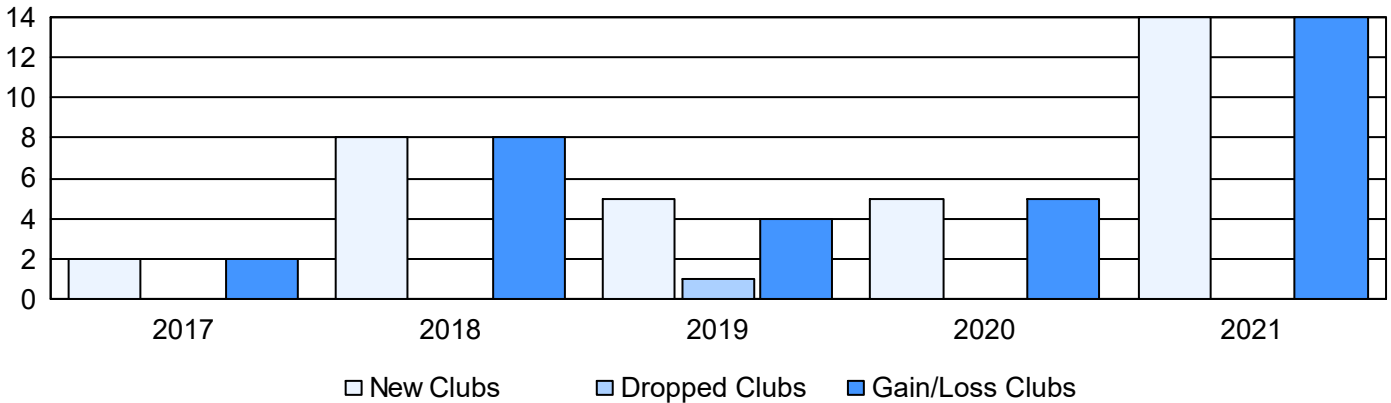
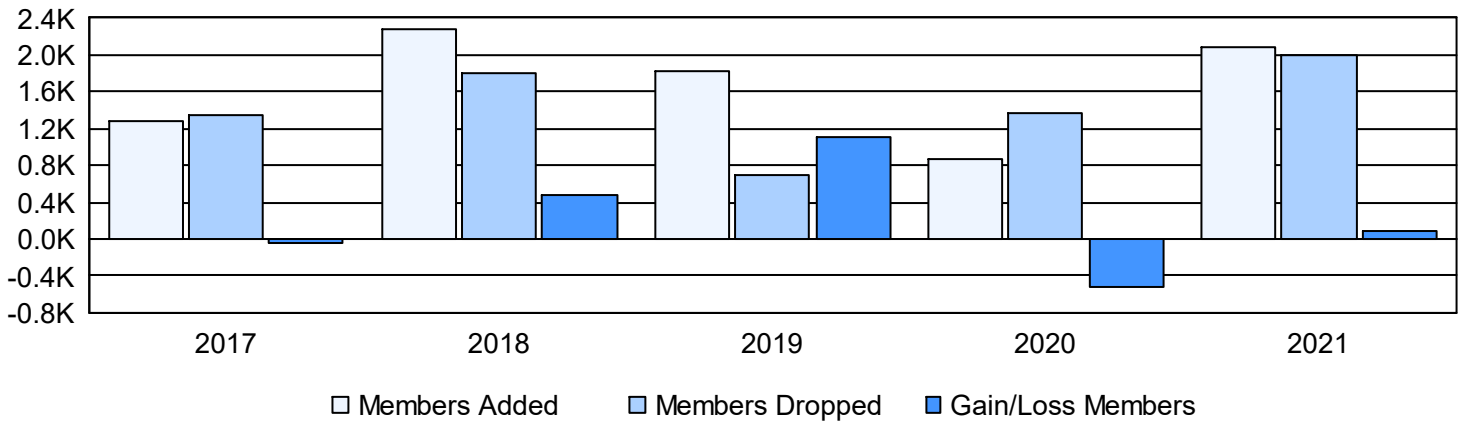


Year	New Clubs	Dropped Clubs	Gain/ Loss Clubs	New Members	Charter Members	Reinstate Members	Transfer Members	Total Member Added	Total Members Dropped	Gain/ Loss Members
2016-2017	2	0	2	820	67	393	8	1,288	1,342	-54
2017-2018	8	0	8	1,051	210	932	77	2,270	1,800	470
2018-2019	5	1	4	1,575	218	18	7	1,818	704	1,114
2019-2020	5	0	5	536	149	172	4	861	1,375	-514
2020-2021	14	0	14	1,086	451	533	16	2,086	2,000	86
Average	7	0	7	1,014	219	410	22	1,665	1,444	220

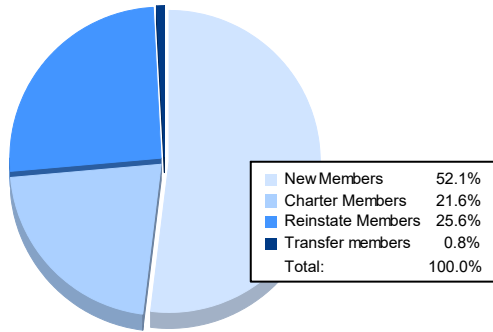
Clubs



Members



Membership Composition June 2021 Cumulative



Gender Composition June 2021 Cumulative

